

Under Construction | Delivery Q3 2027
±775,000 SF Industrial / Distribution / Data Center

MEADOWLANDS LOGISTICS CENTER

100 PATERSON PLANK ROAD, SECAUCUS, NEW JERSEY



Bring Utility Requirements

MeadowlandsLogisticsCenter.com

CBRE



MEADOWLANDS LOGISTICS CENTER


100 PATERSON PLANK ROAD, SECAUCUS, NEW JERSEY

CENTRALLY LOCATED




Key Distances

- » **3 miles | 7 minutes** to the Lincoln Tunnel
- » **6 miles | 14 minutes** to the Holland Tunnel & New York City
- » **10 miles | 20 minutes** to Ports Newark / Elizabeth
- » **12 miles | 15 minutes** to Newark Liberty International Airport
- » **14 miles | 18 minutes** to the George Washington Bridge
- » **16 miles | 20 minutes** to Goethals Bridge & Staten Island
- » **27 miles | 30 minutes** to the Verrazzano-Narrows Bridge
- » **27 miles | 30 minutes** to the Outerbridge Crossing



±775,000 SF
Under Construction | Class A
Facility in a Prime Location

2 
 Minutes to the New Jersey Turnpike

7 
 Minutes to New York City

15 
 Minutes to Newark Liberty Int'l Airport

20 
 Minutes to Port Newark/Elizabeth

Located in the heart of the Meadowlands within the New Jersey industrial market, Meadowlands Logistics Center provides immediate access to New York City and the Tri-State Region, the United States' largest and most concentrated consumer and business base.



www.MeadowlandsLogisticsCenter.com



Specifications

Total Building Size	±775,000 sq. ft
Building Dimensions	500' x 1,550'
Office	To suit
Ceiling Height	40'
Column Spacing	54' x 56'; 55' x 56'
Dock Doors	187
Drive-In Doors	4
Car Parking	436 (134 banked car parking spaces)
Trailer Parking	232
Sprinklers	ESFR
Power	4,000 amps, 480V Minimum 177 megawatts with capability for more
Lighting	LED
Occupancy	Q3 2027

Permitted Uses

- » Light Industrial
- » Warehouse / Distribution
- » Truck Terminal
- » Commercial
- » Motor Vehicle Storage
- » Outdoor & Indoor Storage

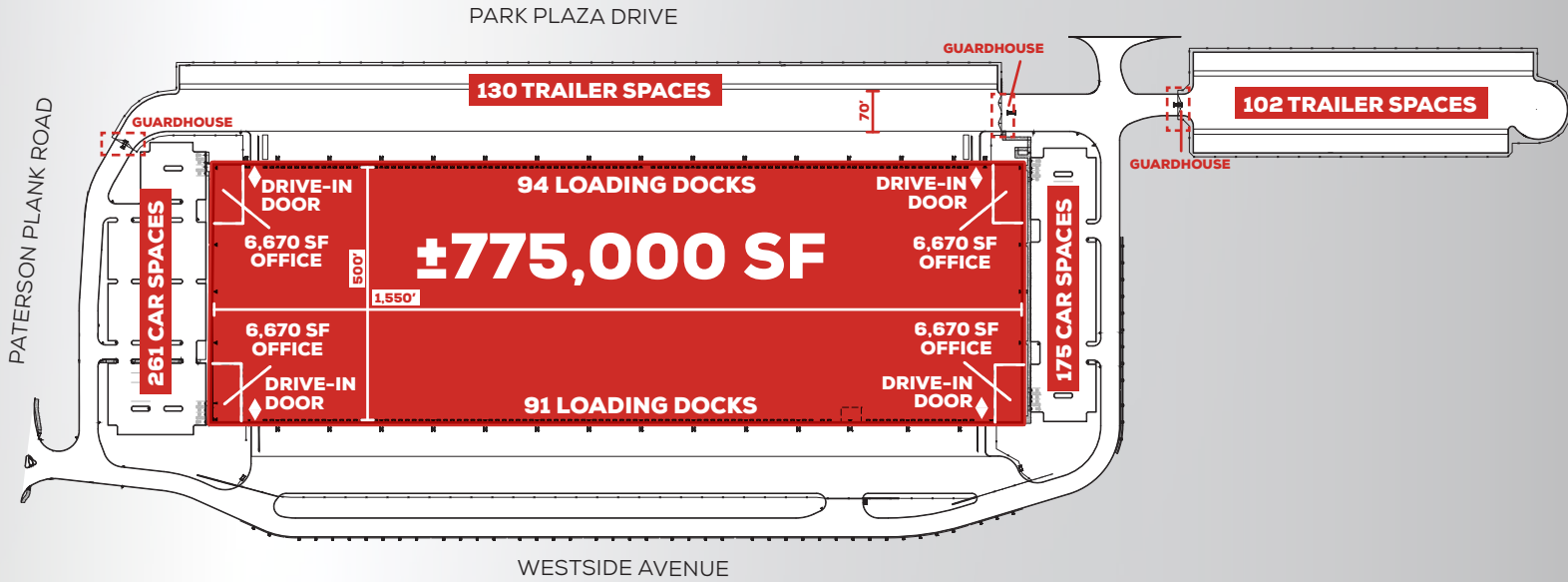


For More Information about Data Center capabilities visit, www.MeadowlandsLogisticsCenter.com



MEADOWLANDS LOGISTICS CENTER

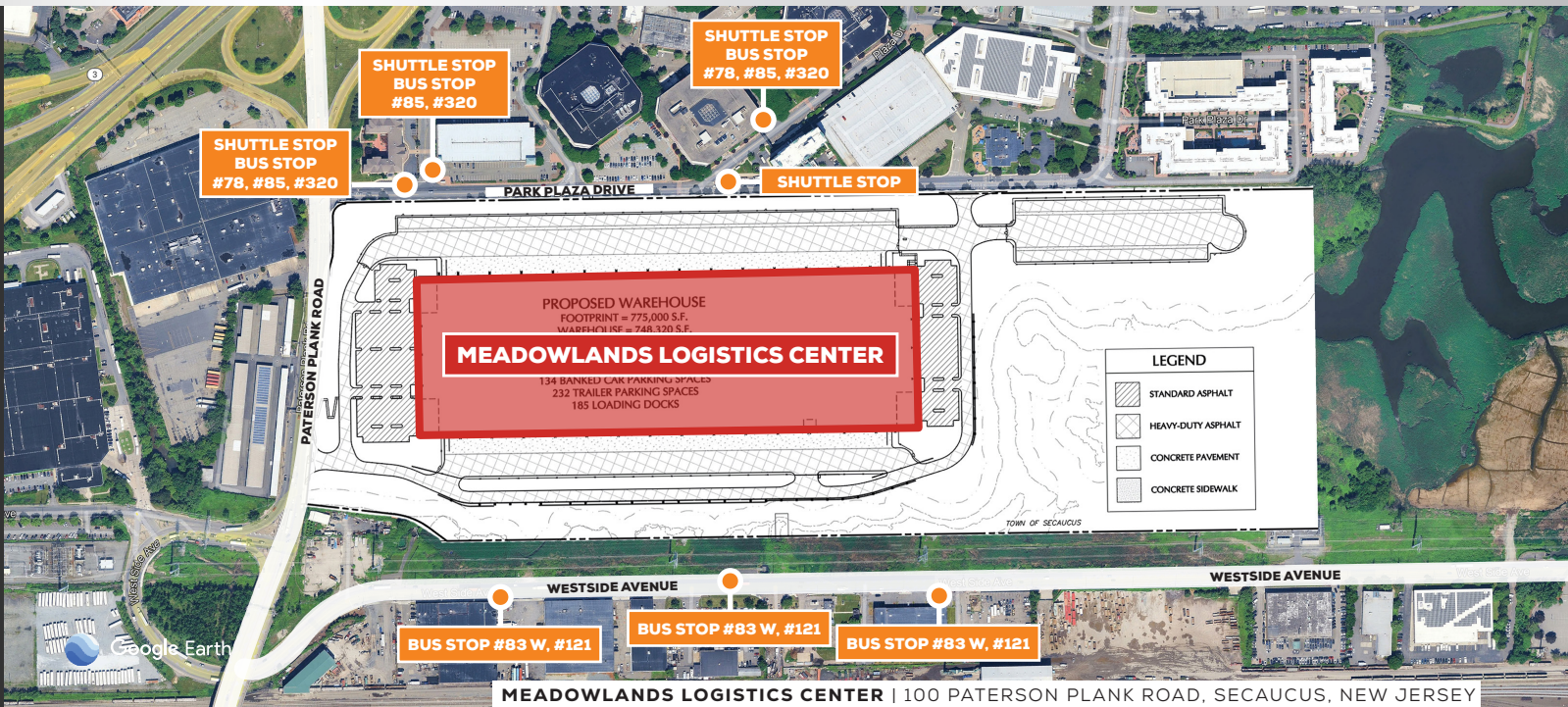
100 PATERSON PLANK ROAD, SECAUCUS, NEW JERSEY



Free Service | Harmon Meadow to and from Secaucus Junction Train Station | Weekday Peak-hour Shuttle Service

NJ TRANSIT BUS SERVICE #78, 83W, 85, 121, 320

Buses service the entire region including Midtown, Newark PENN, PATH connections, Secaucus Junction Train Station, American Dream, Hoboken, Harmon Cove, Hudson-Bergen Light Rail, NY Waterway Ferry connections and North Bergen. www.ezride.org



MEADOWLANDS LOGISTICS CENTER

100 PATERSON PLANK ROAD, SECAUCUS, NEW JERSEY



www.MeadowlandsLogisticsCenter.com



Contact Us:

THOMAS F. MONAHAN

Vice Chairman

o +1 201 712 5610

c +1 973 568 6614

thomas.monahan@cbre.com

LARRY SCHIFFENHAUS

Vice Chairman

o +1 201 712 5809

c +1 201 532 5092

larry.schiffenhaus@cbre.com

BRIAN GOLDEN

Executive Vice President

o +1 201 712 5607

c +1 732 284 8451

brian.golden@cbre.com

ANDREW GUNST

Senior Associate

o +1 201 712 5649

c +1 908 642 1415

andrew.gunst@cbre.com



© 2026 CBRE, Inc. All rights reserved. This information has been obtained from sources believed reliable but has not been verified for accuracy or completeness. CBRE, Inc. makes no guarantee, representation or warranty and accepts no responsibility or liability as to the accuracy, completeness, or reliability of the information contained herein. You should conduct a careful, independent investigation of the property and verify all information. Any reliance on this information is solely at your own risk. CBRE and the CBRE logo are service marks of CBRE, Inc. All other marks displayed on this document are the property of their respective owners, and the use of such marks does not imply any affiliation with or endorsement of CBRE. Photos herein are the property of their respective owners. Use of these images without the express written consent of the owner is prohibited.