

MEADOWLANDS LOGISTICS CENTER

100 PATERSON PLANK ROAD, SECAUCUS, NEW JERSEY

THE CUBIC ADVANTAGE

For more information, contact:

THOMAS F. MONAHAN

Vice Chairman

+1 201 712 5610

thomas.monahan@cbre.com

LARRY SCHIFFENHAUS

Executive Vice President

+1 201 712 5809

larry.schiffenhaus@cbre.com

BRIAN GOLDEN

Executive Vice President

+1 201 712 5607

brian.golden@cbre.com






ANDREW GUNST

Senior Associate

+1 201 712 5649

andrew.gunst@cbre.com

© 2025 CBRE, Inc. All rights reserved. This information has been obtained from sources believed reliable but has not been verified for accuracy or completeness. CBRE, Inc. makes no guarantee, representation or warranty and accepts no responsibility or liability as to the accuracy, completeness, or reliability of the information contained herein. You should conduct a careful, independent investigation of the property and verify all information. Any reliance on this information is solely at your own risk. CBRE and the CBRE logo are service marks of CBRE, Inc. All other marks displayed on this document are the property of their respective owners, and the use of such marks does not imply any affiliation with or endorsement of CBRE. Photos herein are the property of their respective owners. Use of these images without the express written consent of the owner is prohibited.

	40'	31,000,00 CUBIC FEET	11% MORE Product storage
	36'	27,900,000 CUBIC FEET	20% MORE Product storage
	30'	23,250,000 CUBIC FEET	25% MORE Product storage
	24'	18,600,000 CUBIC FEET	33% MORE Product storage
	18'	13,950,000 CUBIC FEET	

Based on 100,000 SF warehouse.
Based on 48" x 40" x 56" standard pallet size.

CBRE



HARTZ

www.MeadowlandsLogisticsCenter.com